



PokerTrackerTM 3

OnGame Configuration Guide

Product Version: 3.00 Build 5

Document Version: 1.02

Modified: July 05, 2009

Contents

Overview	3
Before Auto Importing	4
Old OnGame Hand Histories	5
PokerTracker™ Help & Support	6

Overview

All poker clients affiliated with OnGame are compatible with PokerTracker3. All OnGame references will refer to all the poker clients affiliated with OnGame. For example, Chan Poker, Mansion Poker, and all other poker clients will be referred to as OnGame.

View the complete list of [OnGame's affiliates](#).

This guide is intended for users who wish to manually configure PokerTracker3 to import hand histories from OnGame in the event that hand histories are not automatically configured for import.

For information on installing and setting up PokerTracker3, see the [PokerTracker3 Quick Start Guide](#).

Before Auto Importing

The new (June 2009 onwards) OnGame client software automatically writes hand histories to text files in the following folders, which are O/S dependent.

Windows XP:

C:\Documents and Settings*name*\Local Settings\Application Data\P5\pokersite\handhistory

Windows Vista / Windows 7:

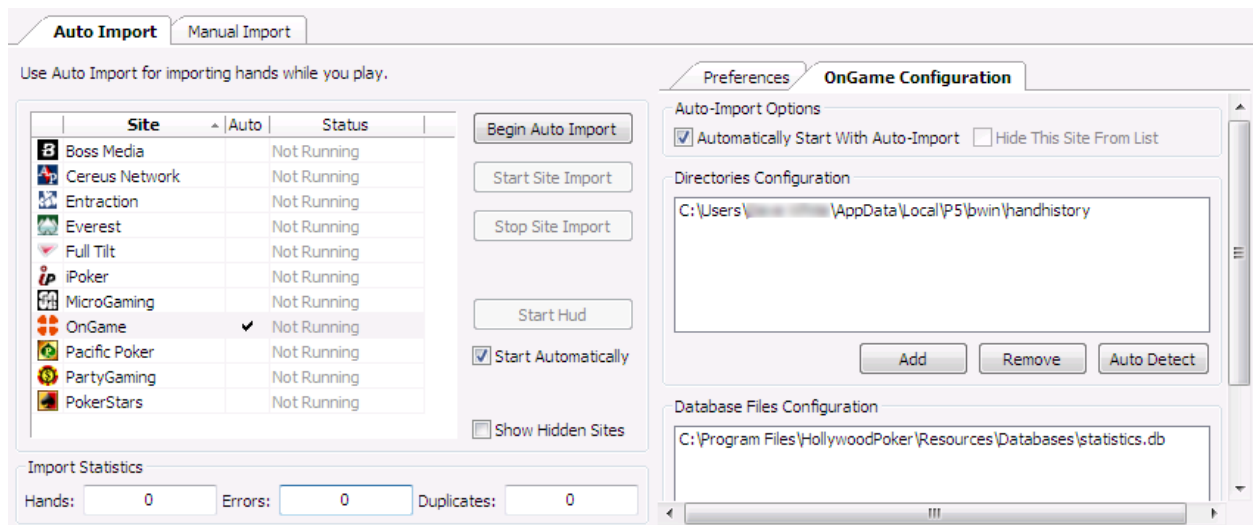
C:\Users*name*\AppData\Local\P5\pokersite/handhistory

On the **Auto Import** tab in PokerTracker 3, select **OnGame** from the site list on the left hand side, then click the **OnGame Configuration** tab to the right

Tip: If you do not see OnGame listed, check the **Show Hidden Sites** option.

If you do not see your hand history folder listed, click the **Auto Detect** button. This should add the correct folder to the **Directories Configuration**. If it doesn't, you can manually select the file using the **Add** button.

If you play at more than one OnGame site, make sure that all of your sites' hand history folders are listed here.



If you wish PokerTracker 3 to start importing hands from OnGame whenever you start auto importing, enable the **Automatically Start With Auto-Import** option.

Old OnGame Hand Histories

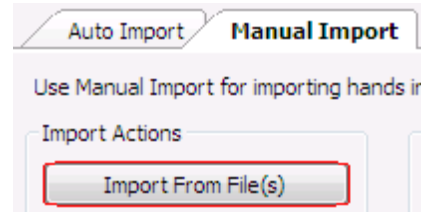
Until June 2009 OnGame used a database file to store all your hand histories, rather than individual text files.

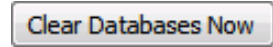
If you have any old hand histories stored in this way then you should use the **Manual Import tab > Import From File** option to import all of your previously played hands from each of your sites.

This file is probably something like this:

C:\Program Files\HollywoodPoker\Resources\Databases\statistics.db

If this database file is detected by Auto Import (see **Auto Import > OnGame Configuration** tab) then once you have done the manual import (and checked the **Texas Holdem > Cash Games** and **Tournaments** tabs to make sure everything imported OK – click **Refresh** if you don't see the newly imported hands) you should clear the hand history database file.



 To do this click the **Clear Databases Now** button. This will empty the OnGame statistics file but will not affect your PokerTracker 3 databases at all.

To avoid the hand history file getting too large and causing PokerTracker 3 to run slowly due to having to re-read all the old hands you should continue to use the **Clear Databases Now** button regularly.

Once your OnGame client is using the new software then this will no longer be necessary.

PokerTracker™ Help & Support

There are numerous help documents and tutorials to assist you in configuring and using PokerTracker. If you cannot find the answer you need via these resources, please search the forums. If your question or problem is not addressed you should then contact support using the PokerTracker Support system.

PokerTracker 3 - Tutorials & Help Documentation

<http://www.pokertracker.com/products/PT3/docs/>

PokerTracker Forums

<http://www.pokertracker.com/forums/>

PokerTracker Support system

<https://www.pokertracker.com/support/>

© 2009 PokerTracker Software, LLC. All rights reserved. PokerTracker and the PokerTracker logo are trademarks or registered trademarks of PokerTracker Software, LLC. All product names mentioned herein are trademarks or registered trademarks of their respective owners. The products described in this document are protected by U.S. Patents, foreign patents, or pending applications.