



PokerTrackerTM 3

PacificPoker Configuration Guide

Product Version: 3.00 Beta 27

Document Version: 1.00

Modified: May 3, 2009

Contents

Overview	3
Auto Importing Hand Histories	4
Configuring First Person View	6
Manually Importing Hand Histories	7
PokerTracker™ Help & Support	7

Overview

This guide is intended for users who wish to manually configure PokerTracker3 to import hand histories from sites on the PacificPoker network in the event that hand histories are not automatically configured for import.

For information on installing and setting up PokerTracker3, see the [PokerTracker3 Quick Start Guide](#).

Auto Importing Hand Histories

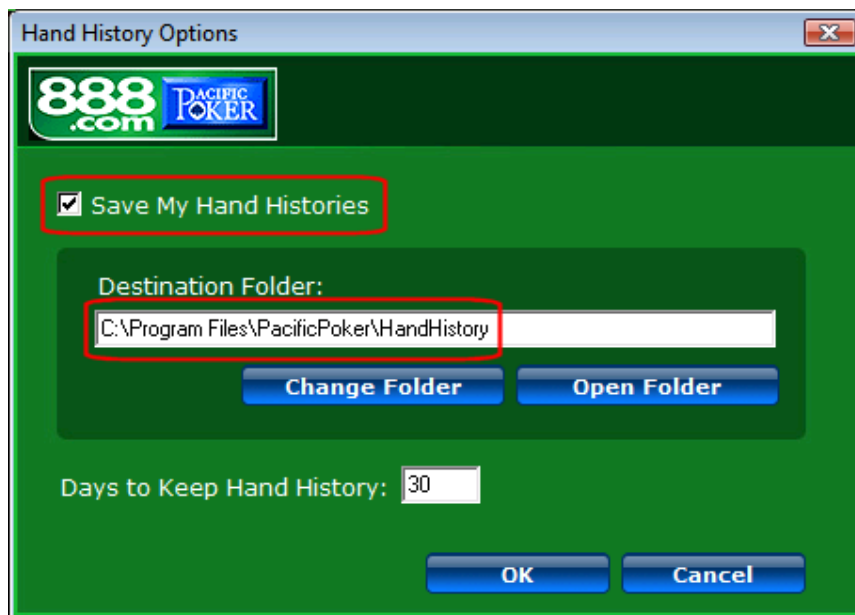
You need to configure your PacificPoker software to save hand history files as you play. In the PacificPoker lobby, open the **Hand History Options** window by selecting **Settings > Hand History** from the main menu.



Check **Save My Hand Histories** to have the hand history files saved locally on your computer.

You can configure the **Destination Folder** to be wherever you like, but it is recommended to use the default "C:\Program Files\PacificPoker\HandHistory". If you wish to change it click the **Change Folder** button.

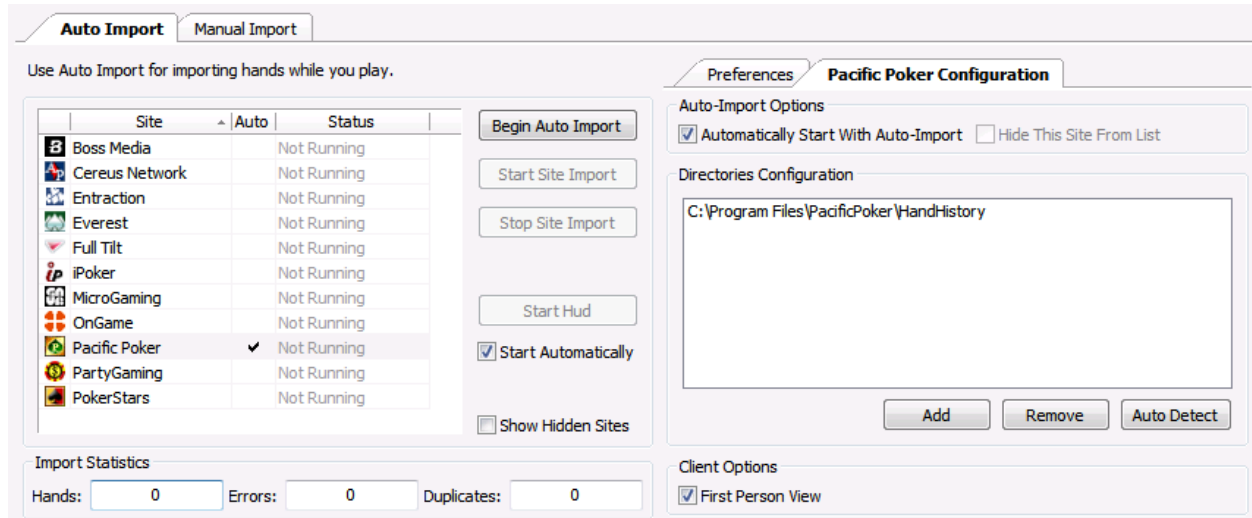
It does not matter how many days you keep the hand history files (as long as you import them into PokerTracker 3 before they expire). Once PokerTracker 3 has imported the hands into your database they will be moved to the 'processed' folder (as long as the 'Move Processed Files' option is enabled on the Auto Import tab).



On the **Auto Import** tab in PokerTracker 3, select **Pacific Poker** from the site list on the left hand side, then click the **Pacific Poker Configuration** tab to the right.

If you do not see your hand history folder listed, click the **Auto Detect** button. This should add the correct folder to the **Directories Configuration**. If it doesn't, you can manually select the folder using the **Add** button.

If you play at more than one PacificPoker site, make sure that all of your sites' hand history folders are listed here.



Tip: If you do not see Pacific Poker listed, check the **Show Hidden Sites** option.

If you would like PokerTracker 3 to start importing hands from PacificPoker whenever you start auto importing, enable the **Automatically Start With Auto-Import** option.

Configuring First Person View

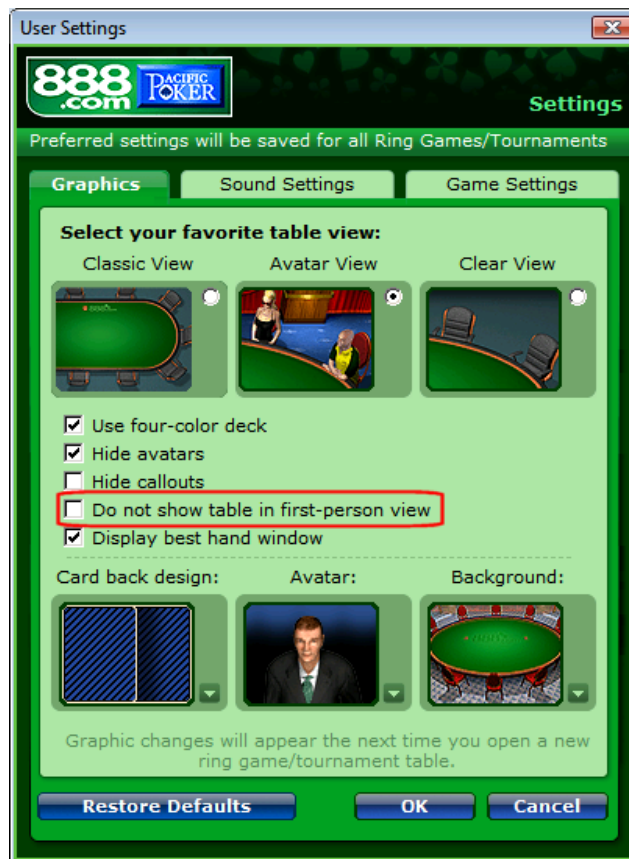
If you use the First Person View option in your Pacific Poker software (so that you are always shown in the same seat at every table) then you need to enable the **First Person View** option in the **Client Options** section of the **Pacific Poker Configuration** tab (shown above).

To enable or disable the First Person View in the Pacific Poker software, open the **User Settings** window by selecting **Settings > Graphics** from the main menu in the PacificPoker lobby.



You can then enable or disable the **Do not show table in first-person view** checkbox.

If you check this option (so that first person view is not used) then you should disable it in PokerTracker 3 as well.



Manually Importing Hand Histories

If you have a lot of hand histories you wish to import you should use the **Manual Import** tab instead of Auto Import. You can use the buttons to either **Import From File(s)** or **Import From Directory**.

PokerTracker™ Help & Support

There are numerous help documents and tutorials to assist you in configuring and using PokerTracker. If you cannot find the answer you need via these resources, please search the forums. If your question or problem is not addressed you should then contact support using the PokerTracker Support system.

PokerTracker 3 - Tutorials & Help Documentation

<http://www.pokertracker.com/products/PT3/docs/>

PokerTracker Forums

<http://www.pokertracker.com/forums/>

PokerTracker Support system

<https://www.pokertracker.com/support/>

© 2009 PokerTracker Software, LLC. All rights reserved. PokerTracker and the PokerTracker logo are trademarks or registered trademarks of PokerTracker Software, LLC. All product names mentioned herein are trademarks or registered trademarks of their respective owners. The products described in this document are protected by U.S. Patents, foreign patents, or pending applications.