



# PokerTracker 3

## PokerStars Configuration Guide

Product Version: 3.00 Build 5

Document Version: 1.02

Modified: March 6, 2010

## Contents

Overview .....	3
About Importing Hand Histories .....	4
Configuring PokerTracker 3 for PokerStars .....	5
Configuring Hand Histories at PokerStars .....	6
Configuring Language at PokerStars .....	7
Manually Importing Hand Histories .....	8
PokerTracker Help & Support .....	9

## Overview

PokerTracker 3 imports hand histories saved to your local computer from PokerStars and stores the hands and statistics in a database for your review. This process must be initiated each time that you are playing via the Auto Import process. Once you begin the Auto Import, PokerTracker will import the hand histories in real-time as they complete and the head-up display (HUD) will display statistics directly on your PokerStars table(s).

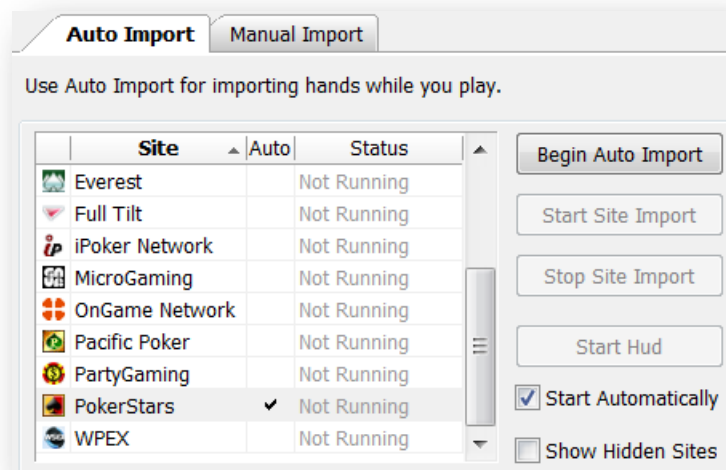
This guide is intended for users who wish to manually configure PokerTracker3 to import hand histories from PokerStars in the event that hand histories are not automatically configured for import.

For general information on installing and setting up PokerTracker3, see the [PokerTracker3 Quick Start Guide](#).

## About Importing Hand Histories

PokerTracker 3 may not be automatically configured to import hand histories from PokerStars. You will have to configure PokerTracker manually in order for PokerTracker to automatically import hand histories.

You will notice immediately if PokerStars is configured to automatically import hand histories by looking at the **Auto Import** tab. A checkmark will appear in the **Auto** field beside PokerStars as shown in the screenshot below.



**Tip:** If you do not see PokerStars listed, check the **Show Hidden Sites** option.

As you can see in the above screenshot, there is a checkmark in the Auto field for PokerStars. If there is no checkmark in the Auto field, PokerStars is not configured to automatically import hand histories.

There are several reasons why PokerStars may not be configured to automatically import hand histories:

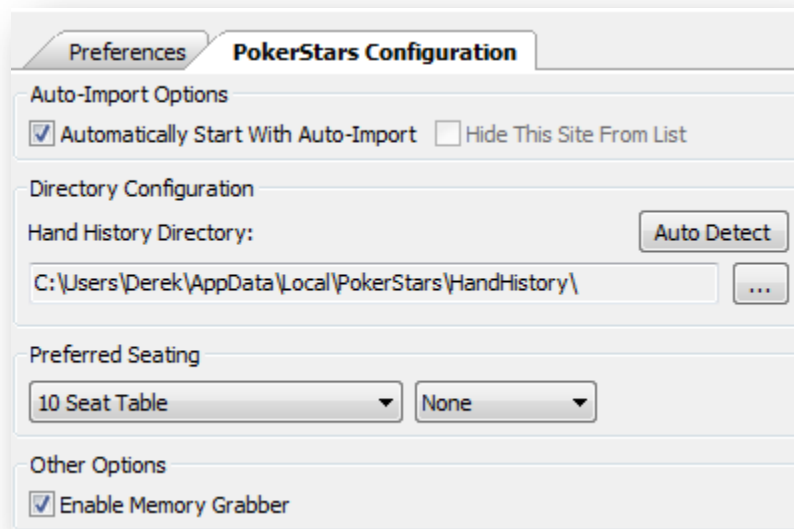
- The PokerStars client has not been configured to save hand histories to disk. Please see the section in this guide titled [Configuring Hand Histories at PokerStars](#).
- You do not have the PokerStars client installed on your computer. If you have hand histories with PokerStars but no longer have the client installed on your computer, you should use the **Manual Import** tab. Please see the section in this guide titled [Manually Importing Hand Histories](#).

If PokerStars is configured to save hand histories to your computer and the **Auto** field is not checked then please read the next section in this guide titled [Configuring PokerTracker 3 for PokerStars](#).

## Configuring PokerTracker 3 for PokerStars

PokerTracker 3 must be configured to know where PokerStars is saving the hand histories on your local hard drive. To configure PokerTracker 3:

1. In PokerTracker 3, choose the **Import** -> **Auto Import** tab.
2. Select **PokerStars** from the site list.
3. On the right-hand side, select the **PokerStars configuration** tab.
4. If your hand history directory is not listed, click the **Auto Detect** button. This should add the correct folder to the **Directories Configuration**. If it does not, you can manually select the directory using the **Add** button.
5. If you wish for PokerTracker 3 to start importing hands from PokerStars whenever you begin auto importing then check **Automatically Start With Auto-Import** option.
6. If you use the Preferred Seat option in your PokerStars client (so that you are always placed in the same seat location at every table) then you must configure PokerTracker 3 with your preferred seat. Under **Preferred Seating** select the table size and your seat location exactly as configured within PokerStars.



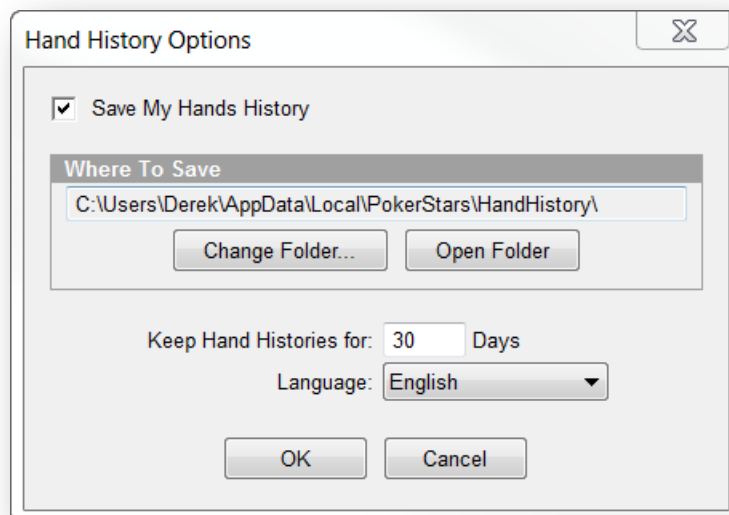
## Configuring Hand Histories at PokerStars

You must configure the PokerStars client to save hand histories to a designated directory on your hard drive. This is important so that PokerTracker 3 may grab hand histories for the database.

To configure your hand histories in PokerStars, do the following:

1. From the PokerStars lobby, click on **Options** -> **Instant Hand history Options**.
2. Check **Save My Hands History**.
3. Please note the default location where PokerStars is saving your hand histories under **Where To Save**.
4. Click **OK** to save the settings.

The next time that you are dealt into a hand, PokerStars will write the hand history to your local computer.

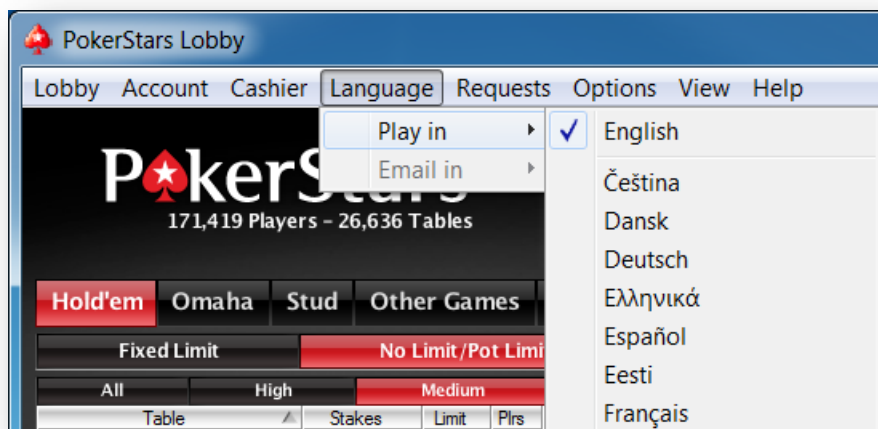


## Configuring Language at PokerStars

The PokerStars client must be configured to be in the English language. PokerTracker 3 currently only supports English and if the PokerStars client or hand histories are in another language it will cause problems.

To configure the Language in PokerStars, do the following:

1. From the PokerStars lobby, click **Language -> Play in -> English**.
2. If you play tournaments then you should also set the Email in language as English. Click **Language -> Email in -> English**.

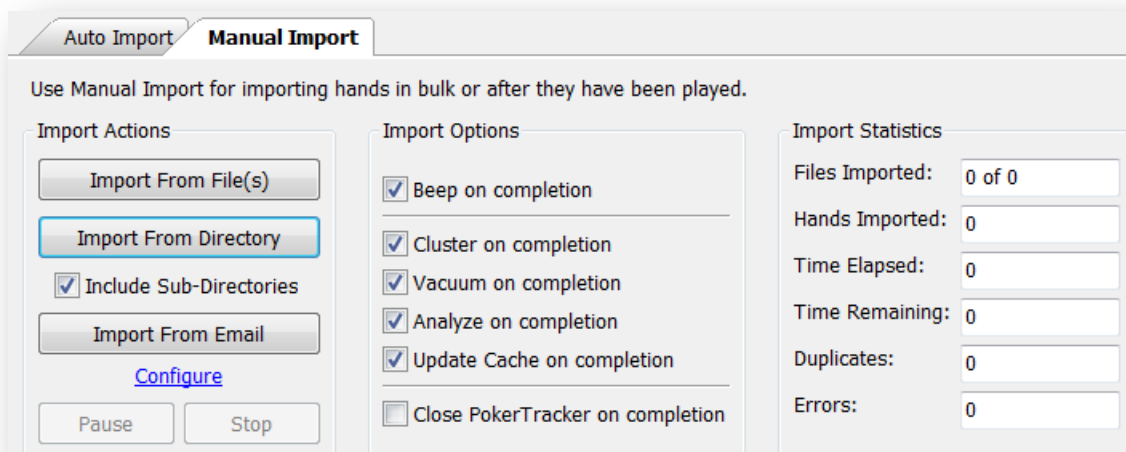


## Manually Importing Hand Histories

If you have a lot of hand histories that you wish to import you should use the **Manual Import** tab instead of Auto Import. To manually import hand histories from PokerStars, do the following:

1. Navigate to the **Import -> Manual Import** tab if you are not already there.
2. You can either import a several files using the **Import from File(s)** button or you can import from an entire directory using the **Import from Directory** button.
3. Browse to and locate the hand history file(s) or directory where the hand histories are located.

PokerTracker will now import all of the file(s) selected or the file(s) located in the directory that was selected.



## **PokerTracker Help & Support**

There are numerous help documents and tutorials to assist you in configuring and using PokerTracker. If you cannot find the answer you need via these resources, please search the forums. If your question or problem is not addressed you should then contact support using the PokerTracker Support system.

### *PokerTracker 3 - Tutorials & Help Documentation*

<http://www.pokertracker.com/products/PT3/docs/>

### *PokerTracker Forums*

<http://www.pokertracker.com/forums/>

### *PokerTracker Support system*

<https://www.pokertracker.com/support/>

© 2010 PokerTracker Software, LLC. All rights reserved. PokerTracker and the PokerTracker logo are trademarks or registered trademarks of PokerTracker Software, LLC. All product names mentioned herein are trademarks or registered trademarks of their respective owners. The products described in this document are protected by U.S. Patents, foreign patents, or pending applications.