



PokerTrackerTM 3

Custom Reports Guide

Product Version: 3.00 Build 4

Document Version: 1.01

Modified: March 21, 2009

Contents

Overview	2
Sections	3
Available Statistics	4
Report Stats	4
Filters.....	5
Sorting.....	6
Advanced	6
Importing Reports.....	7
Exporting Reports	7
Run Report	7
Appendix A – Sections.....	8
Appendix B – Section Categories	9
Appendix C – Comparison Operators.....	10
Appendix D – Logical Operators.....	10
PokerTracker™ Help & Support	11

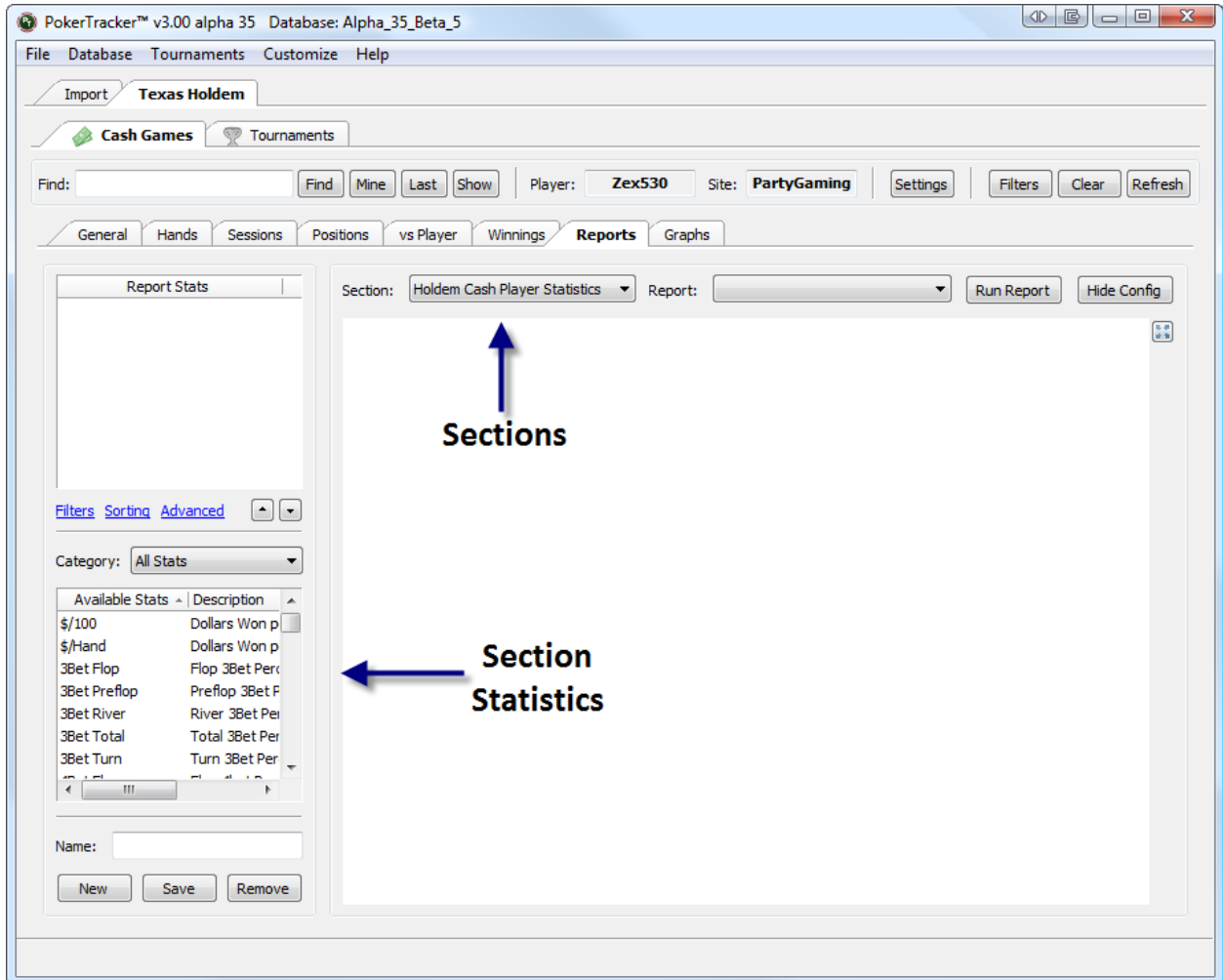
Overview

Customized stats and reports may be the single most powerful tool in PokerTracker 3. Custom reports allow you to create any type of report using pre-defined or custom statistics that you have created. Choose the stats that are displayed, the order that they are displayed in, custom filtering, and much more.

Custom reports can be accessed via the Reports tab in both the Cash Games and Tournament tabs under Texas Holdem.

Sections

The first step in creating a custom statistic is choosing the section that the report and statistics would be located under. Sections are used to group stats logically. For instance, tournament information is sectioned separately from cash game info. Session summary information is sectioned separately from individual hands. The following sections are available to be selected which will dictate the statistics available to you in creating your custom statistic. See [Appendix A](#) for a complete list of sections with their description.



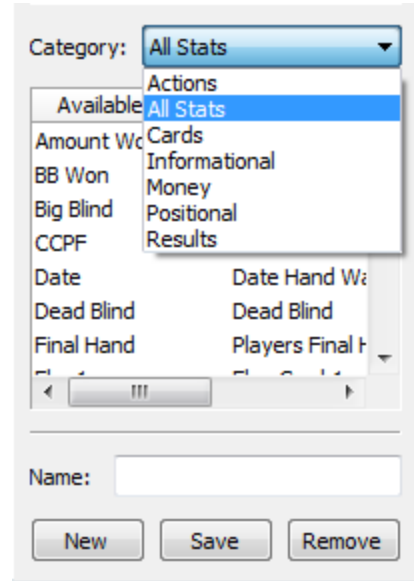
After selecting the session, the available section statistics will be populated in the bottom left window.

Available Statistics

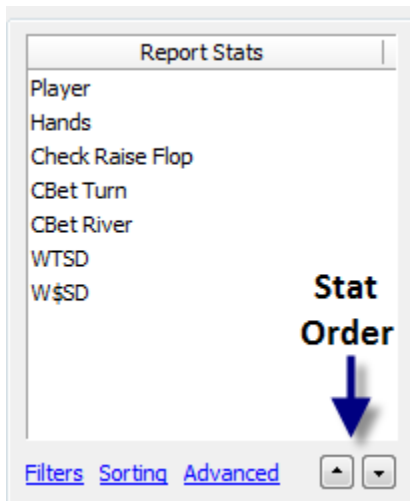
Every section contains a long list of available statistics which are then categorized for easy accessibility. Available categories differ depending on the report selected; however, every section contains an “All Stats” category which lists all of the stats available in the selected section.

See [Appendix B](#) for a complete list of available categories in each section.

First, choose a name for your report so that you can easily identify and run it at a later time. After naming the report, you can proceed to add statistics.



Report Stats

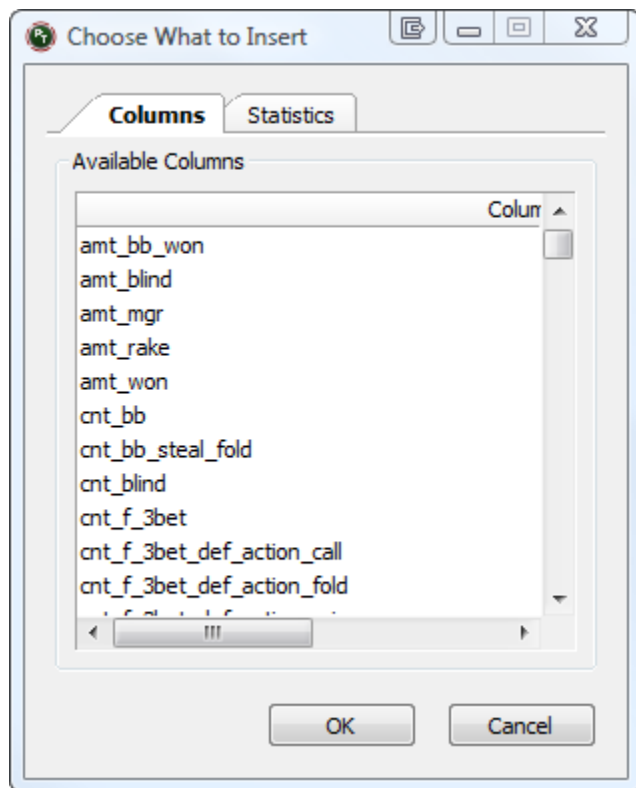
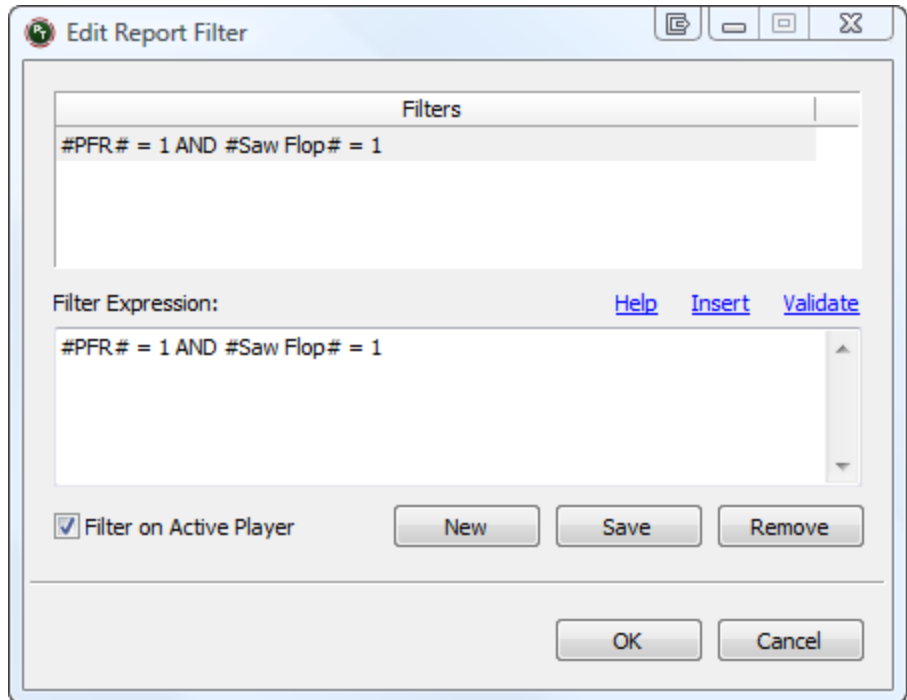


To add a statistic to your custom report, simply select the stat in the available stats window and double click. To remove a statistic from the report, double click the stat in the report stats window.

After adding the stats to the report you can adjust the order that they are displayed in the report by using the up and down arrows located at the bottom right of the Report stats window.

Filters

Filters allow you to filter the custom report on any existing column or statistic that is available in the selected Section. Filter expressions must be a conditional comparison and can be as simple as a single stat or multiple stat comparisons. See [Appendix C](#) for a complete list of available comparison operators. See [Appendix D](#) for a complete list of logical operators.



Insert

To assist in creating an expression, you can click the Insert link which will open a window that contains a list of all of the available columns and statistics that can be used to filter the report on. Columns are used to map database fields for easy access when calculating stats. To become more familiar with the column names and their definitions, it is recommended that you review the [PokerTracker 3 - Database Documentation](#) which details every table and field in the database.

Validate

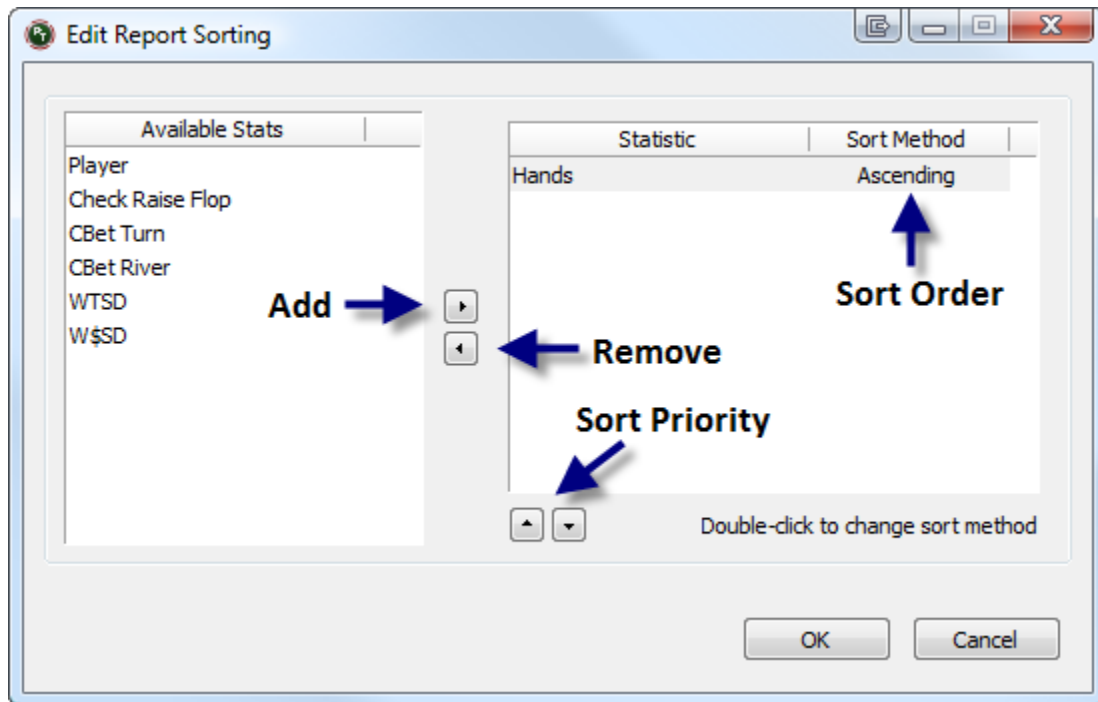
After you have built the filter expression, make sure to validate it to confirm that it is valid. This can be done by clicking the Validate link. If the expression is not valid, the filter cannot be saved.

Filter on Active Player

If the report should be filtered for the active player, then this option should be checked. If the report should run for all players, then this option should be unchecked.

Sorting

The custom report can be sorted on any statistic that has been selected and is contained in the report. You can sort on one or multiple statistics. To choose the stat(s) that you would like to sort the report on, select the statistic in the left column and click the right arrow. To remove a statistic, select it in the right window and click the left arrow. If sorting on multiple stats you can adjust the sort order priority by selecting the stat and moving it up or down via click on the up/down arrows. You can also change the sort order for each statistic to be ascending or descending by double clicking the method next to the stat.



Advanced

Has Summary

Has summary should be checked if the report you are configuring should contain a summary/footer row.

Importing Reports

If you have found a custom report that you would like to download and import from the [PokerTracker Repository](#) or a friend would simply like to share a report they created with you; click the Import button located on the bottom left hand side under the reports tab. Browse to the directory where you saved the PT3 report file. Select the file then click Open. After the report has successfully been imported it will automatically be selected. You can then proceed to run the report.

Exporting Reports

If you have created a report that you would like to share with the poker community or a friend; Export the report to a file that others users can then import. Select the report that you would like to share then click the Export button located at the bottom left hand side of the Reports tab. Select a directory to save the exported file and click "Save".

We encourage you to share your custom reports with the poker community by uploading your exported report files to the [PokerTracker Repository](#) where other users can then download and import the reports that you have created.

Run Report

First select the section that the report is located under then choose the saved report from the drop down list. Click the "Run Report" button and wait while your master piece loads.

Player	Hands	VP\$IP	PFR	WTSD	W\$SD	Amount Won	BB/100
CASHRUS	130	26.15	9.23	13.51	40.00	-\$114.00	-9.41
dreieier	186	26.88	4.84	18.37	77.78	-\$497.15	-22.27
gotvoip	183	32.79	9.84	11.54	50.00	\$403.95	27.59
Greg3690	101	25.74	6.93	19.23	80.00	\$297.10	36.77
ideseFX	119	31.93	3.36	31.58	33.33	-\$382.65	-26.80
JKmail24	217	29.03	8.76	28.33	41.18	\$497.10	28.63
kokoamigo	192	42.19	7.29	21.25	47.06	-\$195.00	-12.70
miami33	158	34.18	4.43	33.96	55.56	\$71.30	3.76
MisterRProd	151	27.15	1.99	17.50	57.14	-\$78.65	-4.34
pocketacer	140	34.29	5.00	8.89	0.00	-\$382.40	-34.14
Poostash	114	26.32	7.89	17.86	60.00	\$77.85	8.54
ram714	185	27.57	5.41	13.33	66.67	-\$28.70	-1.29
RoniSky33	149	40.27	5.37	26.67	68.75	-\$14.25	-1.20
13 Players	2,025	31.41	6.27	20.72	52.76	-\$345.50	-0.15

Appendix A – Sections

- Cash Games
 - Holdem Cash Hand – Single Hand Details
 - Holdem Cash Player Statistics – Player Statistics
 - Holdem Cash Session – Single Session Details
 - Holdem Cash Sessions – Summary of Sessions
- Tournaments
 - Holdem Tournament Hand – Single Tournament Hand Details
 - Holdem Tournament Player Statistics – Tournament Player Statistics
 - Holdem Tournament Tournament – Single Tournament Details
 - Holdem Tournament Tournaments – Summary of Tournaments

Appendix B – Section Categories

- **Holdem Cash Hands**
 - Actions
 - All Stats
 - Cards
 - Informational
 - Money
 - Positional
 - Results
- **Holdem Cash Player Statistics**
 - Actions
 - Aggression
 - All Stats
 - Bet Type – 3Bet
 - Bet Type – 4Bet
 - Bet Type – Bet
 - Bet Type – Cbet
 - Bet Type – Raise
 - Bet Type – Steal
 - Informational
 - Money
 - Passiveness
 - Positional
 - Results
 - Street – Flop
 - Street – Preflop
 - Street – River
 - Street – Turn
- **Holdem Cash Session**
 - All Stats
- **Holdem Cash Sessions**
 - All Stats
- Informational
- Money Won
- Time Played
- **Holdem Tournament Hand**
 - Actions
 - All Stats
 - Cards
 - Informational
 - Money
 - Positional
 - Results
- **Holdem Tournament Player Statistics**
 - Actions
 - Aggression
 - All Stats
 - Bet Type – 3Bet
 - Bet Type – 4Bet
 - Bet Type – Bet
 - Bet Type – Cbet
 - Bet Type – Raise
 - Bet Type – Steal
 - Informational
 - Money
 - Passiveness
 - Positional
 - Results
- **Holdem Tournament Tournament**
 - All Stats
- **Holdem Tournament Tournaments**
 - All Stats

Appendix C – Comparison Operators

Operator	Description
>	Greater Than
>=	Greater Than or Equal To
<	Less Than
<=	Less Than or Equal To
=	Equals
!=	Does Not Equal

Appendix D – Logical Operators

AND	Evaluates to TRUE if all operands are non-zero; otherwise FALSE
OR	Evaluates to TRUE if at least one operand is TRUE; otherwise FALSE
XOR	Evaluates to TRUE if an odd number of operands are TRUE; otherwise FALSE

PokerTracker™ Help & Support

There are numerous help documents and tutorials to assist you in configuring and using PokerTracker. If you cannot find the answer you need via these resources, please search the forums. If your question or problem is not addressed you should then contact support using the PokerTracker Support system.

PokerTracker 3 - Tutorials & Help Documentation

<http://www.pokertracker.com/products/PT3/docs/>

PokerTracker Forums

<http://www.pokertracker.com/forums/>

PokerTracker Support system

<https://www.pokertracker.com/support/>

© 2009 PokerTracker Software, LLC. All rights reserved. PokerTracker and the PokerTracker logo are trademarks or registered trademarks of PokerTracker Software, LLC. All product names mentioned herein are trademarks or registered trademarks of their respective owners. The products described in this document are protected by U.S. Patents, foreign patents, or pending applications.